

Re-tuning: **DUAL** Freeview Recorders

7 Steps
(Steps 1-5)

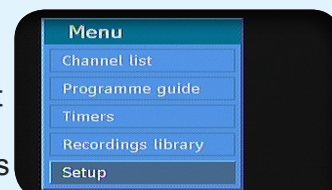
This guide can be used to help you re-tune any of the following products with the remote control below:

Dual DPVR80 & DPVR160, Digihome PVR80 & PVR160,
Evesham PVR160, Goodmans GHD8015F2, Hitachi HDR080 & HDR160,
Grundig GUSTB80IV & GUSTB160IV, Maplin PVR80, Sharp TU-160H,
Techwood PVR80 & PVR160

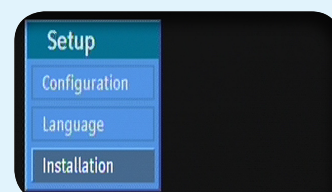
**Make sure your box is on
and press 80 for the
BBC News channel**



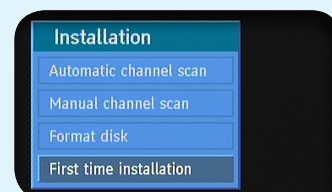
- 1) Press the Menu button. Use the Down Arrow button to select Setup on the fifth line of the menu and press the OK button



- 2) Use the Down Arrow button to select Installation on the third line of the menu and press the OK button



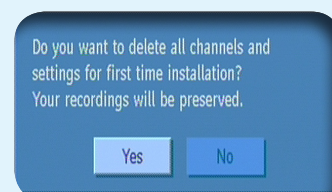
- 3) Use the Down Arrow to select First Time Installation on the fourth line of the menu and press the OK button



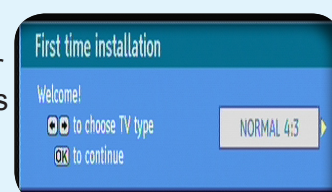
The message 'Do you want to delete all channels...' will appear



- 4) **Don't worry!** Use the arrow buttons to select Yes and press the OK button



- 5) Press the OK button for a 4:3 TV or use the arrow buttons to select 16:9 for a widescreen TV and press the OK button



Manufacturer Helpline: **01753 834 501**

email: **info@vestel-uk.com**


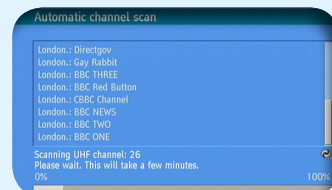
Re-tuning: **DUAL** Freeview Recorders

7 Steps
(Steps 6-7)



6) A re-tune screen will appear

No action required



7) BBC1 will automatically play out when the re-tune has completed



You have completed the procedure and can continue viewing digital channels.

Manufacturer Helpline: **01753 834 501**

email: **info@vestel-uk.com**