Re-tuning: **EVESHAM** Freeview Recorder

7 Steps
(Steps 1-5)

This guide can be used to help you re-tune any of the following products with the remote control below:

Evesham PVR160, Dual DPVR80 & DPVR160,
Digihome PVR80 & PVR160, Goodmans GHD8015F2, Sharp TU-160H
Hitachi HDR080 & HDR160, Grundig GUSTB80IV & GUSTB160IV,
Maplin PVR80, Techwood PVR80 & PVR160

Make sure your box is on and press 80 for the BBC News channel

1) Press the Menu button. Use the Down Arrow button to select Setup on the fifth line of the menu and press the OK button

2) Use the Down Arrow button to select Installation on the third line of the menu and press the OK button

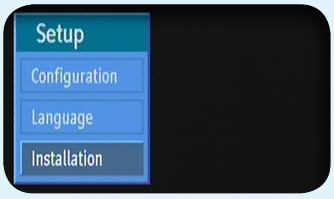

3) Use the Down Arrow to select First Time Installation on the fourth line of the menu and press the OK button

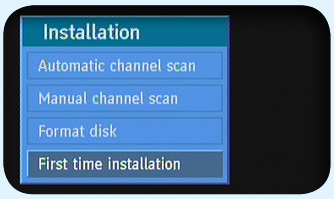

The message 'Do you want to delete all channels...' will appear

4) Don't worry! Use the arrow buttons to select Yes and press the OK button

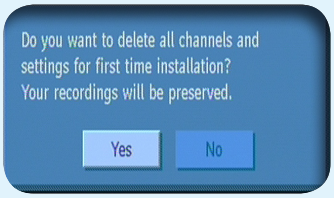

5) Press the OK button for a 4:3 TV or use the arrow buttons to select 16:9 for a widescreen TV and press the OK button

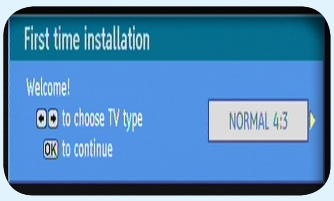

Manufacturer Helpline: **01753 834 501**

email: **info@vestel-uk.com**

***This process may affect any saved information stored on your product, including your favourites list.**
Please consult your instruction manual or contact the manufacturer using the details above.

Re-tuning: **EVESHAM** Freeview Recorder

7 Steps
(Steps 6-7)

6) A re-tune screen will appear

No action required

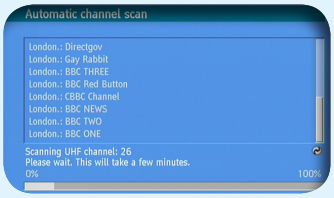

7) BBC1 will automatically play out when the re-tune has completed

You have completed the procedure and can continue viewing digital channels.

Manufacturer Helpline: **01753 834 501**

email: **info@vestel-uk.com**

***This process may affect any saved information stored on your product, including your favourites list.**
Please consult your instruction manual or contact the manufacturer using the details above.