

# Re-tuning: LG Freeview TVs

7 Steps  
(Steps 1-5)

This guide can be used to help you re-tune any of the following products with the remote control below:

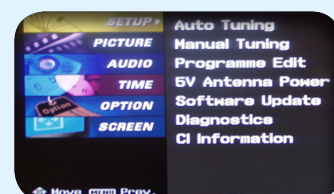
\*LC3R series, \*LC45 series, \*LC46 series,  
\*LC55 series, \*LC56 series, \*L54D series

\* Your model size appears here

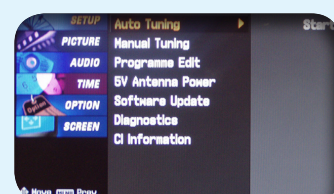
**Make sure your box is on and press 80  
for the BBC News channel**



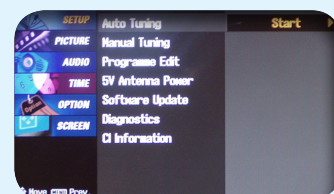
- 1) Press the **Menu** button once and select **Setup** on the first line of the menu




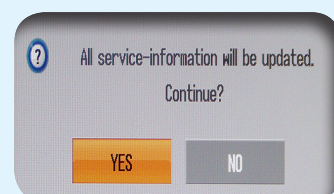
- 2) Press the **Right Arrow** button to select **Auto Tuning**



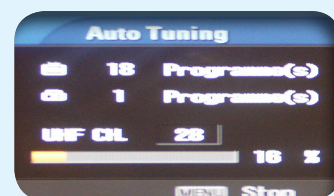
- 3) Press the **Right Arrow** button to select **Start**. Press the **OK** button



- 4) Use the arrow buttons to select **Yes** and press the **OK** button



- 5) A re-tune screen will appear.  
No action required




Manufacturer Helpline: **0844 847 5454**

email: Online form at [www.lge.com](http://www.lge.com)

# Re-tuning: LG Freeview TVs

7 Steps  
(Steps 6-7)



- 6) When the re-tune has completed a 'Programme Edit' menu will appear with BBC1 playing out behind



- 7) Press the **Exit** button to exit the menu and view channels



You have completed the procedure and can continue viewing digital channels.

Manufacturer Helpline: **0844 847 5454**

email: Online form at [www.lge.com](http://www.lge.com)