



Re-tuning: PANASONIC Freeview TV

4 Steps
(Steps 1-4)

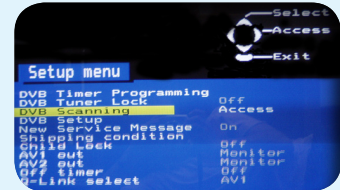
This guide can be used to help you re-tune the following product with the remote control below:

TX28DT4, TX32DT4

Make sure your box is on and press 80 for the BBC News channel



- 1) Press the Setup button




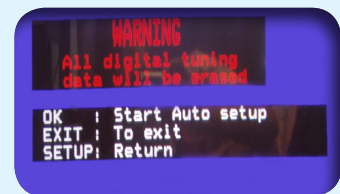
- 2) Use the Down Arrow button to select DVB Scanning on the third line of the menu and press the Right Arrow button



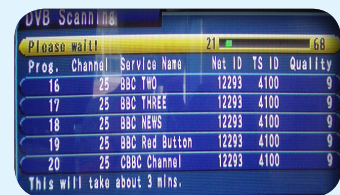
The message 'All digital tuning data will be erased' will appear



- 3) Don't worry! Press the OK button



- 4) A scanning screen will appear. When the scan has completed BBC1 will play out. No action required



You have completed the procedure and can continue viewing digital channels.

Manufacturer Helpline: 0844 844 3852

email: customer.care@panasonic.co.uk