

Re-tuning: PANASONIC Freeview TVs


9 Steps
(Steps 1-5)

This guide can be used to help you re-tune any of the following products with the remote control below:


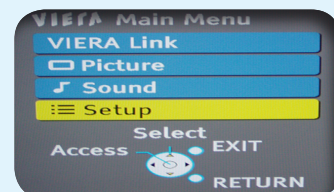
TX*LMD70 series, TX*LXD7 series, TX*LXD70 series,
TH*PX7 series, TH*PX70 series, TH*PX700 series,
TH*PZ7 series, TH*PZ70 series, TH*PZ700 series

* Your model size appears here

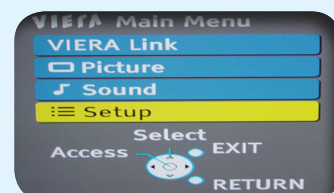
Make sure your box is on and press 80 for the BBC News channel



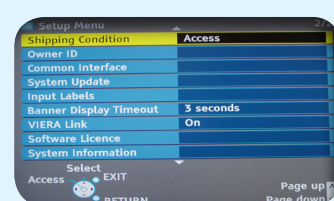
1) Press the Menu button



2) Using the Down Arrow button select Setup on the fourth line of the menu and press the OK button



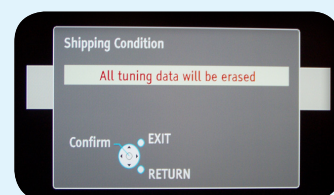
3) Using the Down Arrow button select Shipping Condition on the second page and press the OK button



The message 'All tuning data will be erased' will appear



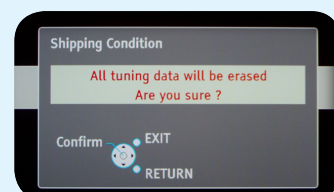
4) **Don't worry!** Press the OK button



The message 'Are you sure?' will appear



5) **Don't worry!** Press the OK button



Manufacturer Helpline: 0844 844 3852

email: customer.care@panasonic.co.uk

Re-tuning: PANASONIC Freeview TVs

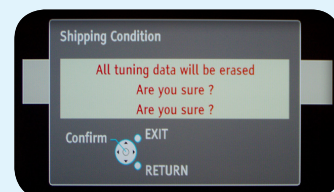
9 Steps
(Steps 6-9)



The message 'Are you sure?' will appear again


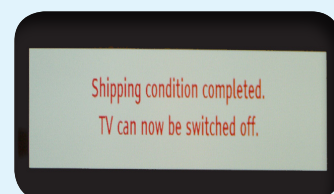


- 6) **Don't worry!**
Press the **OK** button




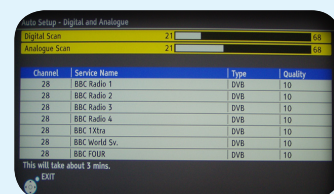
- 7) A completion screen will appear

Turn off your TV using the power button on the set



- 8) Turn on your television. It will automatically re-tune

No action required



- 9) When the re-tune has completed BBC1 will automatically play out

No action required



You have completed the procedure and can continue viewing digital channels.

Manufacturer Helpline: **0844 844 3852**

email: **customer.care@panasonic.co.uk**