

Re-tuning: PHILIPS Freeview Boxes

8 Steps
(Steps 1-5)

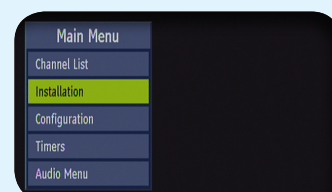
This guide can be used to help you re-tune any of the following products with the remote control below:

DTR 200, DTR 210

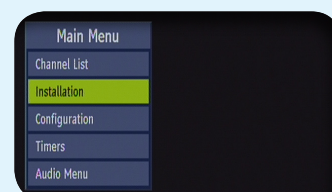
Make sure your box is on and press 80 for the BBC News channel



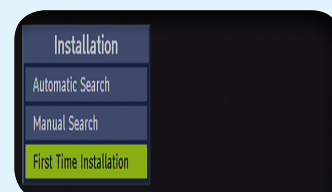
- 1) Press the **Menu** button



- 2) Use the **Down Arrow** button to select **Installation** on the second line of the menu and press the **OK** button



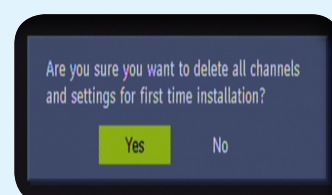
- 3) Select **First Time Installation** on the third line of the menu and press the **OK** button



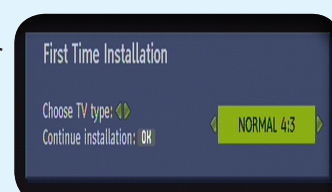
A message asking you if you want to delete all channels will appear



- 4) **Don't worry!** Use the left or right arrow buttons to select **Yes** and press the **OK** button



- 5) Press the **OK** button if your TV is 4:3 TV or use the arrow buttons to select 16:9 for widescreen TVs. Press the **OK** button



Manufacturer Helpline: **0800 331 6015**

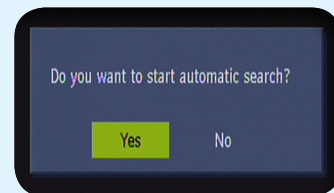
email: **Online form at www.philips.com**

Re-tuning: **PHILIPS** Freeview Boxes

8 Steps
(Steps 6-8)



- 6) You will be asked if you want to start automatic search. Select **Yes** and press the **OK** button



- 7) A re-tuning screen will appear
No action required



- 8) BBC1 will automatically play out when the re-tune has completed
No action required



You have completed the procedure and can continue viewing digital channels.

Manufacturer Helpline: **0800 331 6015**

email: **Online form at www.philips.com**