

Re-tuning: PHILIPS Freeview Boxes

9 Steps
(Steps 1-5)

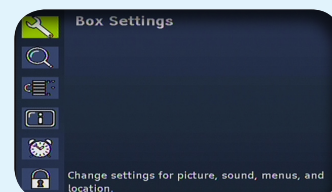
This guide can be used to help you re-tune any of the following products with the remote control below:

DTR 220, DTR 222, DTR 230,

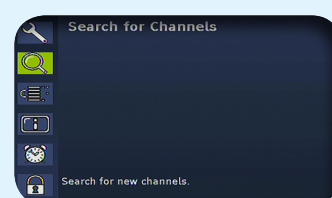
Make sure your box is on and press 80 for the BBC News channel



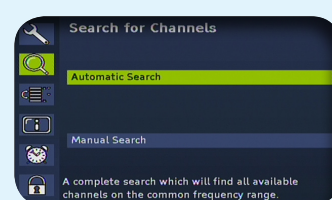
- 1) Press the Menu button



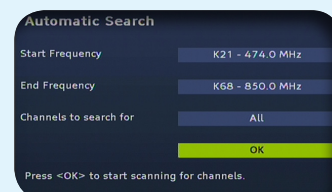
- 2) Use the Down Arrow button to select the Magnifying Glass icon on the second line of the menu and press the OK button



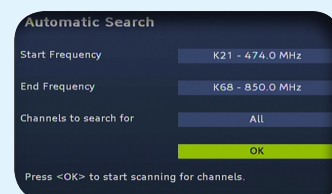
- 3) Select Automatic Search and press the OK button



- 4) Ensure the Start Frequency is at K21 and the End Frequency is at K68.



- 5) Choose All under Channels to search for. Use the Down Arrow button to select OK and press the OK button



Manufacturer Helpline: 0800 331 6015

email: Online form at www.philips.co.uk

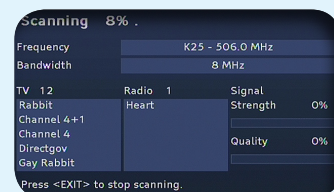
Re-tuning: PHILIPS Freeview Boxes

9 Steps
(Steps 6-9)


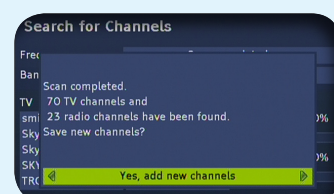


6) A re-tuning screen will appear

No action required



7) When the re-tune has completed, select **Yes Add New Channels** and press the OK button



8) BBC1 will automatically play out behind the menu

No action required



9) Press the **Menu** button to close the menu and view channels



You have completed the procedure and can continue viewing digital channels.

Manufacturer Helpline: 0800 331 6015

email: **Online form** at www.philips.co.uk