

Re-tuning: **SONY** Freeview TVs

9 Steps
(Steps 1-5)

This guide can be used to help you re-tune any of the following products with the remote control below:

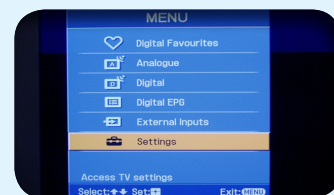
KDL*S2000 series, KDL*2010 series,
KDL*S2020 series, KDL*2030 series

* Your model size appears here

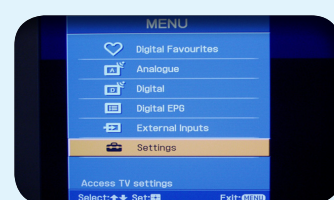
**Make sure your box is on and press 80
for the BBC News channel**



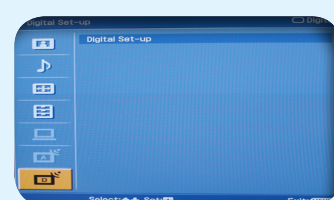
1) Press the Menu button



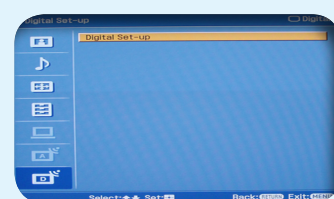
2) Use the Down Arrow button to select Settings on the sixth line of the menu and press the Centre button



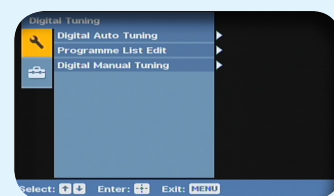
3) Use the Down Arrow to select the bottom TV icon and press the Centre button



4) Select Digital Setup and press the Centre button



5) Select the Spanner icon and press the Centre button



Manufacturer Helpline: **0845 6000 124**

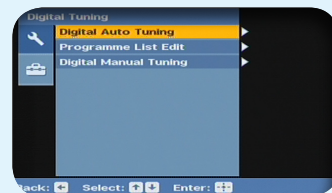
email: **Online form at www.sony.co.uk**

Re-tuning: SONY Freeview TVs


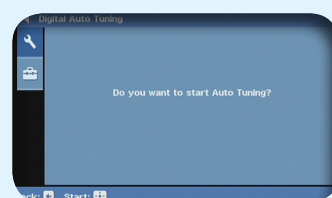
9 Steps
(Steps 6-9)



- 6) Select **Digital Auto Tuning** and press the **Centre** button

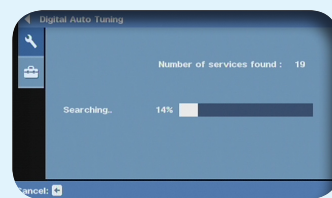


- 7) Press the **Centre** button again to confirm

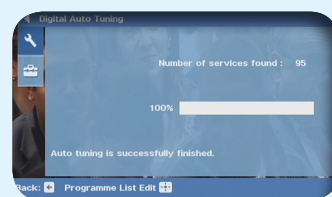


- 8) A re-tune screen will appear

No action required



- 9) A confirmation screen will appear. BBC1 will automatically play out behind the menu. Press **Menu** to close the menu



You have completed the procedure and can continue viewing digital channels.

Manufacturer Helpline: **0845 6000 124**

email: **Online form at www.sony.co.uk**