

# Re-tuning: **SONY** Freeview Recorders

9 Steps  
(Steps 1-5)

This guide can be used to help you re-tune the following products with the remote control below:

RDR-HXD790, HXD890, HXD990,  
HXD1090, HXD795, HXD895, HXD995,  
HXD1095

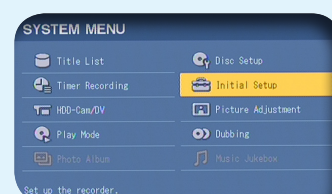
**Make sure your box is on and press 80  
for the BBC News channel**



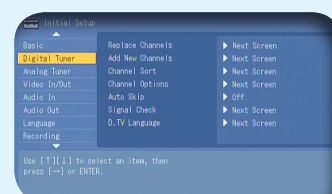
- 1) Press the **System Menu** button once



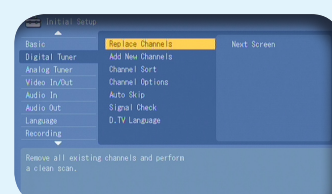
- 2) Use the arrow buttons to select **Initial Setup** on the second line of the menu and press the **Enter** button



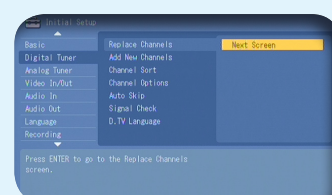
- 3) Use the **Down Arrow** button to select **Digital Tuner** on the second line of the menu



- 4) Use the **Right Arrow** button to select **Replace Channels**



- 5) Use the **Right Arrow** button to select **Next Screen** and press the **Enter** button



Manufacturer Helpline: **0845 6000 124**

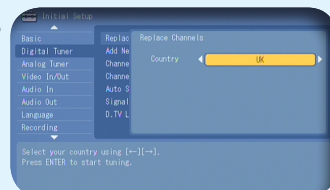
email: **Online form at [www.sony.co.uk](http://www.sony.co.uk)**

# Re-tuning: SONY Freeview Recorders


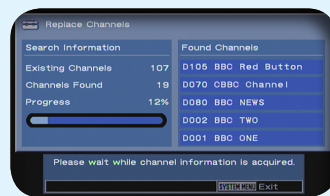
9 Steps  
(Steps 6-9)




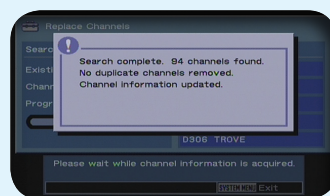
- 6) Use the arrow buttons to select **UK** as the country and press the **Enter** button to confirm



- 7) A re-tune screen will appear  
No action required



- 8) A completion screen will appear  
No action required



- 9) BBC1 will automatically play out  
No action required



You have completed the procedure and can continue viewing digital channels.

Manufacturer Helpline: 0845 6000 124

email: [Online form at www.sony.co.uk](mailto:Online form at www.sony.co.uk)