

# Re-tuning: TVONICS Freeview Boxes

8 Steps  
(Steps 1-5)

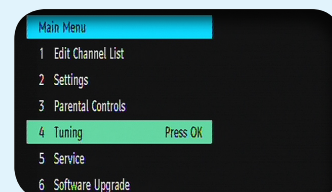
This guide can be used to help you re-tune the following product with the remote control below:

MDR-250, MDR-300, MFR-300

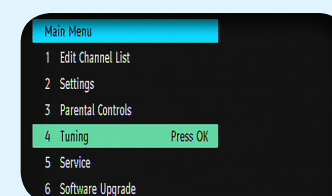
**Make sure your box is on and press 80 for the BBC News channel**



- 1) Press the **Menu** button once



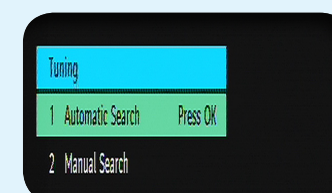
- 2) Using the **Down Arrow** button select **Tuning** on the fourth line of the menu. Press the **OK** button



If you have previously set your own PIN you will be asked to enter it here




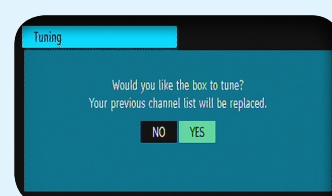
- 3) Using the **Down Arrow** button select **Automatic Search**. Press the **OK** button



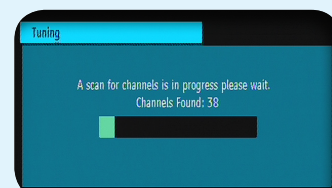
**The message 'Your previous channel list will be replaced' will appear**



- 4) **Don't worry!** Using the arrow buttons select **Yes** and press the **OK** button



- 5) A re-tuning screen will appear  
No action required




Manufacturer Helpline: **0870 80 30 551**

email: **info@tvonics.com**

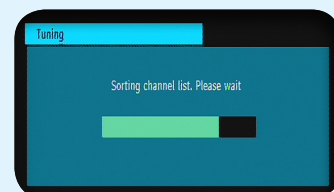
# Re-tuning: TVONICS Freeview Boxes

8 Steps  
(Steps 6-8)



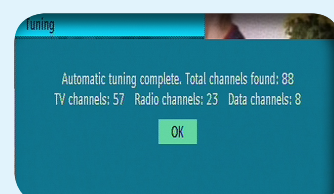
6) A sorting screen will appear

No action required

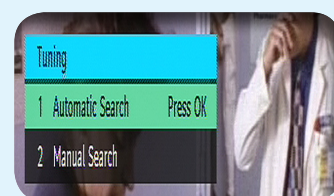


7) A confirmation screen will appear

Press the **OK** button



8) BBC1 will play out behind the menu. Press the **Menu** button to close the menu and view channels



You have completed the procedure and can continue viewing digital channels.

Manufacturer Helpline: **0870 80 30 551**

email: **info@tvonics.com**