

Re-tuning: TVONICS Freeview Recorders

8 Steps
(Steps 1-5)

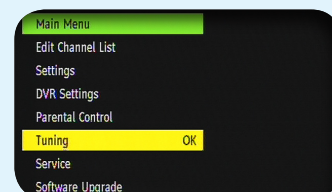
This guide can be used to help you re-tune any of the following products with the remote control below:

DVR-150, DTR Z500, DTR Z250, Logik LPV2250,
Wharfedale WDTR160 and WDTR250

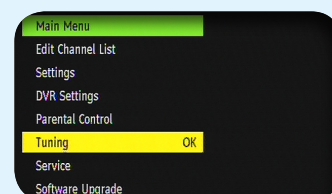
**Make sure your box is on and press 80
for the BBC News channel**




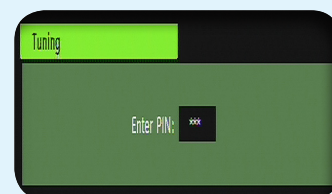
- 1) Press the **Menu** button once



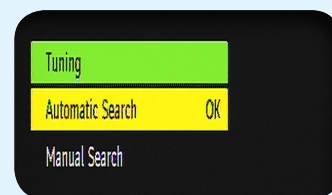
- 2) Use the **Down Arrow** button to select **Tuning**. Press the **OK** button. You will be asked to enter a PIN




- 3) Press the **Zero** button four times or enter your own PIN if you have changed it



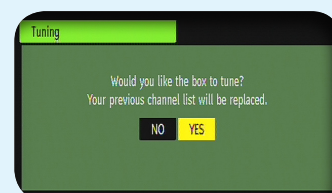
- 4) Use the **Down Arrow** button to select **Automatic Search**. Press the **OK** button



The message 'Your previous channel list will be replaced' will appear



- 5) **Don't worry!** Use the arrow buttons to select **Yes** and press the **OK** button




Manufacturer Helpline: **0870 80 30 551**

email: info@tvonics.com

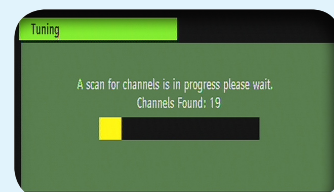
Re-tuning: TVONICS Freeview Recorders

8 Steps
(Steps 6-8)



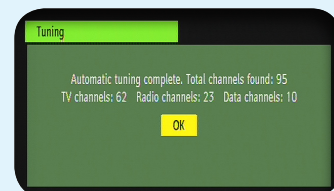
6) A re-tuning screen will appear

No action required

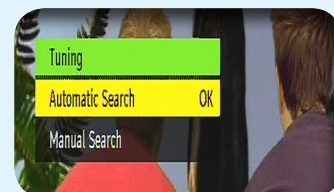


7) A confirmation screen will appear.

Press the **OK** button



8) A tuning menu will appear. Press the **Menu** button to close the menu and view channels



You have completed the procedure and can continue viewing digital channels.

Manufacturer Helpline: 0870 80 30 551

email: info@tvonics.com